

## PRESCHOOL MINISTRY

PRAY...PLAN ...PLAY  
WITH A PURPOSE!



Jesus and the Children  
God Sees Me!



Jesus Calmed the Storm  
God cares about me!



The Woman at The Well  
God Loves Me



Jesus and Nicodemus  
God Forgives Me



Jesus Taught about Worry  
God Keeps His Promises



# VBS

PRESCHOOL EDITION



## WELCOME: It's about Family



God's Family! Church Family!  
Your Family! **Magnified** is a  
wonderful week of living life  
together!


In Preschool we pray, plan and  
play with a purpose as we live  
life together! Be sure to spend  
time with the Lord so you are  
teaching out of an overflow of  
what God is doing in YOUR life!

Our littlest family members are  
constantly learning through

sensory experiences. So what  
they see, hear, taste, smell, touch  
and feel matters! We have an  
amazing opportunity to help our  
young children experience God  
and His love in tangible ways!

As preschoolers participate in  
**Magnified** at your VBS, **PRAY**  
for children to discover the  
bigness of God in the smallest of  
things! Let's PRAY for each other  
as we prepare. PLAN your week

and work your Plan! And get  
ready to PLAY! It's going to be a  
week full of fun with the kids,  
your VBS team and your church  
Family!



## PLAN: It's about God's Story

What a gift to teach children  
God's Word! At VBS kids will  
learn they are:

- Made to magnify God!
- Seen by God!
- Cared for by God!
- Loved by God!
- Forgiveness by God!
- Safe with God!

Meet with your team and start  
by creating a **daily schedule** for  
your class. Remember the adage:  
To fail to plan is to plan to fail.  
We want to be sure that we are  
ready to engage kids as they walk  
through our doors with big  
smiles, high fives, great Bible  
stories and fun activities.  
Attitude counts—because the  
joy of Jesus is more caught than  
taught! Each day we want to

display the Fruit of the Spirit—  
love, joy, peace, patience,  
kindness, goodness, gentleness  
and self control.

When planning the schedule  
please refer to the rotation  
schedule to include pre-assigned  
time frames. Using the Leader  
Guide and curriculum kit, choose  
Bible learning activities for the  
various learning centers (Ex: art,  
music, blocks, home living,  
nature, tactile trays, books,  
puzzles) to use each day. Be sure  
to assign an adult or student to  
assist with each activity. Be sure  
to use a Bible when telling the  
Bible story!

Just a quick note: It is impossible  
to offer every activity outlined in  
curriculum. Focus on the **Bible  
Story** and pick activities that  
directly support the story.

### DAILY SCHEDULE

8:30 Leaders arrive at  
church/Pick up envelope  
8:50 Early Arrival Activity  
9:00 Intro Activity \*  
9:10 Group Time (Bible  
Story)\*  
9:30 Music \*\*  
9:45 Centers with Bible  
learning activities (including  
daily craft)\*  
10:30 Preschool Worship\*\*  
10:50 Recreation\*\*  
11:05 Bathroom and Snack  
11:25 Centers with Bible  
learning activities\*  
12:05 Closing Group  
Time\*  
12:15 Pick Up



### Sample schedule

\*See Leader Guide

\*\*See Rotation Schedule

PSALM 34:3  
**MAGNIFIED!**  
DISCOVERING THE BIGNESS OF GOD  
IN THE SMALLEST OF THINGS



BE SURE TO CHECK OUT  
in your Teacher's Guide:

- Daily Devotionals
- Characteristics of Preschoolers
- Tips to Guiding Behavior
- Crafts Overview



*"Crafts are  
about  
a child's self  
expression and  
experience~  
not an end  
product."*



## SAFETY (1): It's about Caring Well

### EMOTIONAL SAFETY

Parents want to know that their children are safe and well cared for when they leave them in your care. Here are a few things to remember with children:

Little ones need to know that they are valued and loved. Scripture speaks of their intrinsic value. They are:

- Made in the image of God
- Fearfully and wonderfully knit together by His own hand
- A heritage and gift of the Lord
- Welcomed and blessed by Jesus

### Emotional Needs

According to psychologist William Glasser, children have four emotional needs\*:

- Belonging: The need to have a place; to be affiliated

- Power: The need to feel competent; to have a sense of purpose; "I am good at something."
- Freedom: They need to have a voice; to know that the adults in their world really want to know what they think and how they feel
- Fun: The need to be engaged in healthy relationships; learning and experiencing joy


### Learning Styles

It's important to remember that children are each unique and have differing learning styles. LIFEWAY's book, **Wholly Kids**, describes these as Visual, Natural, Musical, Physical, Logical, Reflective, Verbal, and Relational. Be sure to include varying approaches to learning when planning activities.

### Preschool Characteristics:

It is always helpful to be familiar with some general characteristics of the children you are teaching—mentally, physically, socially/emotionally, and spiritually.

Check out Characteristics of Preschoolers in the curriculum to get an overview of age appropriate expectations for the age group you are working with. Tips for Guiding Behavior are available as well. All of this combines to create an emotionally safe environment where children can thrive!



## SAFETY(2): It's about Caring Well

### PHYSICAL SAFETY

Take a moment and review the preschool safety protocols for your church. If there aren't any, this is a great time to create them!

- Require **allergy info** and **emergency contact info** for each child.
- Ensure that **two (2) adults** will be with the children at all times.
- **Allergy Alerts:** Be sure to post an Allergy Alert

sign by the door that lists all food and nature items children may eat or touch during class. Restrict outside foods. Be sure that teachers have a list of their students' allergies.

- **Diapering Hygiene Procedures:** At a minimum, wash hands after diapering each child.
- We recommend parents administer medication to

children.

(Exception: EpiPens)

- Send **BooBoo Reports** home with the child.
- Have **parents premix bottles** to reduce the potential for possible contamination.
- Do a head count as you move from place to place -little ones move fast!
- **Label** everything!



# SECURITY: It's about Being Prepared



We want to ensure families that we work to keep their precious children secure while in our care. Here's some tips:

- Provide each child with a name tag with a security code each day. Give parents a card with

this security code to use as they pick up their child. Anyone without a security card should show a picture ID.

- Provide a sign-in sheet for adults to sign children in and out each day
- Review the **Evacuation Route and Procedures** for each class and post it next to the class door.



Using this route when going to recreation is an easy way to help volunteers and children become familiar with it.

- In each classroom, identify a Shelter in Place location.
- Provide an Evacuation Bag\*\*

\*\*Suggested Items for an evacuation bag include: flashlight, batteries, disposable gloves, wipes, hand sanitizer, plastic shower curtain, band-aides, tissues, pen/marker, BooBoo Reports.

“Let  
the  
children  
come  
to  
Me.”  
~Jesus


## INVITATION: It's about Finishing Well

What does finishing well look like at VBS? Is it that we make it through the week with no mishaps? That rooms are put back the way we found them for Sunday morning? That no one gags when your pastor does whatever yucky thing that the kids all love on the last day of VBS? Sitting in the hot tub when you get home? Great question!

While everyone looks forward to those things, finishing well is really about helping new believers to be disciplined and inviting our guest families to become a part of your church family!

In the week following VBS, encourage your volunteers to make some kind of contact with the children in their classes. This can look like a text, a phone call,

a note, or a quick visit to their home. Your friendly voice and a welcoming invitation could open the door to a family finding their spiritual home with you as they grow their relationship with Jesus!



## RESOURCES: Extra Helps

There are many great resources available to help you as you serve with young families! Here are a few (of many!) that I like:

**LIFEWAY Kids**—website and podcasts

**Wholly Kids: Guiding Kids to Life in Christ**—user-friendly info graphic book that gives a quick overview of kids

**Every Age Every Stage: Teaching God's Truth at Home and Church**—overview of developmentally appropriate spiritual concepts with hands-on activities

**The Daily Grace Co.**—great family discipleship tools

**Empowered Homes**—Another great website with articles and podcasts!

**Canva**—Design visual content for free! Canva offers templates for everything from social media posts to print pieces, PowerPoint and much more! I am not a “tech” person and am able to navigate it.







## First Norfolk Preschool Team

Jan Frost

Preschool Ministry

[www.firstnorfolk.org](http://www.firstnorfolk.org)

Office: 757.461.3226x250

Cell: 757.377.6555

Caribeth Lufkin

Preschool Ministry Assistant

Office: 757.461.3226x237

Email: [clufkin@firstnorfolk.org](mailto:clufkin@firstnorfolk.org)



Following Jesus changes everything!

# \*Emotional Needs: Scripture

**Belonging:** The need to have a place; to be affiliated.

*Genesis 1:27, Psalm 127:3, Psalm 139:13-16*

**Power:** The need to feel competent, have a sense of purpose; to feel "I am good at something!"

*Jeremiah 29:11, Joshua 1:9, Philippians 4:13, 1 Peter 2:9*

**Freedom:** They need to have a voice; to know that the adults in their world really want to know what they think and how they feel.

*Matthew 18:1-6, Matthew 18:10, Matthew 19:13-15*

**Fun:** The need to be engaged in healthy relationships; learning and experiencing joy.  
*Psalm 127:3-5, Proverbs 22:6, Deuteronomy 6:6-7, Luke 2:52, Philippians 4:4, Proverbs 17:22a*

